

WEVAL Business Report

Mensuel · 03/05/2026

Généré automatiquement par WEVIA Master · D593ae · 0€ coût · doctrine D7 souveraineté

BUSINESS HEALTH 99.9/100 STRONG	PIPELINE EUR 1 464 960€ 14 649 600 MAD	ACTIVE CUSTOMERS 3 828 ARPU 150€	LEADS PIPELINE 2 284 44 MQL/j · STRONG
---	--	--	--

CRM Funnel

ÉTAPE	COUNT	VALEUR MAD
Leads bruts	2 284	228 400
Qualifiés MQL	730	0
Demo SQL	182	0
Proposition	45	0
Closed Won (historical)	3 828	0

MÉTRIQUE	VALEUR	STATUS
Conversion Lead→MQL	32%	✓ Above target
Close Demo→Proposal	24.7%	✓ Above target
Funnel Health	OPTIMIZED	✓

Pipeline Detail

TOTAL MAD 14 649 600
TOTAL EUR 1 464 960€
TOTAL USD 1 542 063\$
AVG DEAL MAD 325 547
AVG DEAL EUR 32 555€
RUN RATE MENSUEL 122 080€

Growth Metrics

LEADS 30J 2 284
MQL/JOUR AVG 44

PROJETÉ MENSUEL

1 320

Platform Business Impact

UPTIME SLA

99.97%

REQUESTS 1H

63 598

REQUESTS 24H

68 833

IA COST MENSUEL

0€

ÉCONOMIE OPENAI

~10 325€/mois

SOVEREIGNTY

D7

Business Health Components

pipeline health (100/100)



conversion funnel (100/100)



customer growth (100/100)








platform global (99.7/100)



sovereign cost (100/100)



Tech & Defense Global Status

WEVAL Global Score	99.7/100	PERFECT
Defense Composite	100/100	good
fail2ban jails actifs	4	
Currently banned IPs	1	
FPM workers	160	
TLS version	1.3	
FWS endpoints	9/9	

Executive Summary

 **Business is STRONG.** Pipeline 1464960€ + 3828 active customers + 0€ IA cost = healthy growth trajectory.

Next Actions

1. Maintain MQL conversion rate

2. Expand pipeline (target 2M€+)
3. Continue 0€ IA cost via sovereign cascade